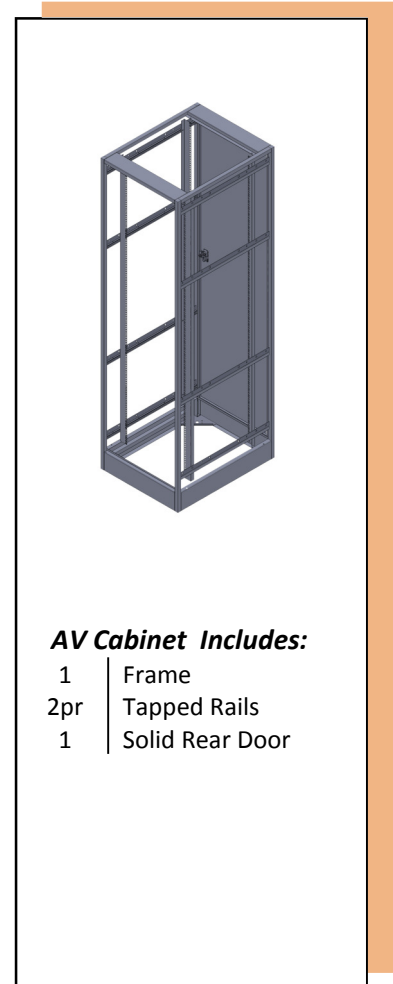




AV SERIES CABINETS

- Narrow 22” wide frames available in four heights and four depths
- All welded 14 gauge steel tubing construction provides a 2500 lb. static load rating
- Seismic Zone 4 rated, UL listed
- 19” wide rack mount
- Mounting rails (2 pr. included) are tapped # 10-32 on EIA 5/8-5/8-1/2” standard spacing and are fully adjustable front to rear
All are provided with #10-32 screws (bag of 50)
- Optional flush mounted removable side panels secured from inside of cabinet provide optimal security
- Flush mount solid rear door w/key lock is field reversible without tools
Front door – optional
Note: If rear door is not required, add “NRD” to end of part number
- Optional flush mount fan top with cable entry knockouts allows for up to (4) 110 CFM fans to be placed in cabinet top for maximum cooling
- Open base for raised floor ventilation option
- Grounding stud installed in base of cabinet frame
- Cable entry knockouts in rear skirt of frame
- Bottom corners gusseted with both seismic tie down and caster mount features
- Four point leveling
- Frames can be bayed together with optional top mount frame coupler (SC-FC)
- Black Powder Coat finish (BK)



AV Cabinet Includes:

- 1 | Frame
- 2pr | Tapped Rails
- 1 | Solid Rear Door


23U	37U	42U	44U
AV48X24BK	AV72X24BK	AV78X24BK	AV84X24BK
AV48X30BK	AV72X30BK	AV78X30BK	AV84X30BK
AV48X36BK	AV72X36BK	AV78X36BK	AV84X36BK
AV48X42BK	AV72X42BK	AV78X42BK	AV84X42BK
<i>No Rear Door Required: Add “NRD” to part number e.g. AV84X36BK-NRD</i>			



AV SERIES CABINETS cont'd

Pre-Configured AV Cabinets Include:

- Fully welded steel tubing frames available in 4 heights and 4 depths
- 19" RM, 22" wide
- Leveling feet included with frame
- Bottom corners gusseted for seismic tie down
- Cable entry knockouts in rear skirt of frame
- Seismic Zone 4 rated, UL listed
- 2500 lb. static load rating
- Mounting rails (2 pr. included) are tapped #10-32 on EIA 5/8-5/8-1/2" standard spacing and are fully adjustable front to rear
All are provided with # 10-32 screws (bag of 50)
- Flush mount top with (4) 110 CFM fans and thermostat kit installed
- Cable entry knockouts in each corner of flush mount top
- Flush mount side panels are removable from inside of cabinet for optimal security
Note: If side panels are not required, add "NS" to end of part number
- Flush mount solid front & rear doors w/key locks are field reversible without tools
- Rear door has bottom vents
- Accessories include:
 - Vertical Lacing Bar (qty. 1)
 - Qty. (4) straight Horizontal Lacing Bars
 - Qty. (2) 4" offset Horizontal Lacing Bars
 - Qty. (12) Velcro Straps
 - 20 AMP Vertical Power Strip w/cord
 - Top mount frame coupler (if no side panels required)



"V6" Cabinet Includes:

1	Frame
2pr	Tapped Rails
2	Solid Side Panels
1	Top w/ (4) Fans & Thermostat kit
1	Solid Rear Door w/bottom vents
1	Solid Front door
1	Vert. Lacing Bar
6	Horiz. Lacing Bars
12	Velcro Straps
1	20 AMP Power Strip

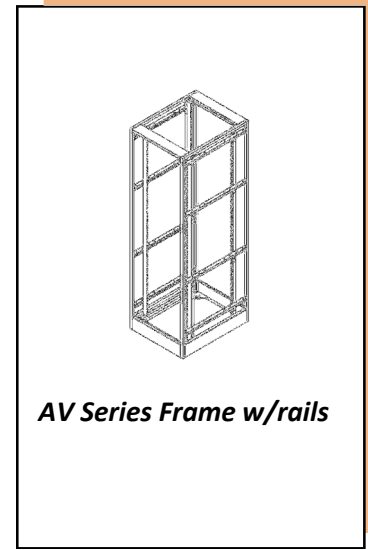
23U	37U	42U	44U
AV48X24-V6BK	AV72X24-V6BK	AV78X24-V6BK	AV84X24-V6BK
AV48X30-V6BK	AV72X30-V6BK	AV78X30-V6BK	AV84X30-V6BK
AV48X36-V6BK	AV72X36-V6BK	AV78X36-V6BK	AV84X36-V6BK
AV48X42-V6BK	AV72X42-V6BK	AV78X42-V6BK	AV84X42-V6BK
<i>No Side Panels Required: Add "NSP" to part number e.g. AV48X30-V6BKNSP</i>			



AV SERIES CABINET COMPONENTS

Frames:

- 22" wide frames, 19" wide rack mount
- Available in 4 heights and 4 depths
- All welded 14 gauge steel tubing provides a 2500 lb. static load rating
- Bottom corner gussets for caster mounts or seismic tie down points
- Cable entry knockouts in rear skirt of frame
- Frames are Seismic Zone 4 rated, UL Listed
- Grounding stud installed in base of cabinet frame
- All frames include leveling feet
- Black powder coat finish



Mounting Rails

- 12 gauge steel mounting rails available in Tapped (Standard) or Cage Nut Versions
- Sold separately in pairs – includes appropriate mounting hardware when
- ordered with cabinet frame – bag of (50) #10-32 screws or cage nuts and screws

Frame & Mounting Rail Part Numbers:

24" Deep	30" Deep	36" Deep	42" Deep
48" H (23U) H X W X D			
FR-AV48X22X24BK	FR-AV48X22X30BK	FR-AV48X22X36BK	FR-AV48X22X42BK
** USE SWE740-1 (tapped) or SWE740-CN-1 (CAGE NUT) **			
72" H (37U) H X W X D			
FR-AV72X22X24BK	FR-AV72X22X30BK	FR-AV72X22X36BK	FR-AV72X24X42BK
USE SWE700-1 (tapped) or SWE700-CN-1 (CAGE NUT)			
78" H (42U) H X W X D			
FR-AV78X22X24x	FR-AV78X22X30BK	FR-AV78X22X36BK	FR-AV78X22X42BK
USE MR73.5-1 (tapped) or MR73.5-CN-1 (CAGE NUT)			
84" H (44U) H X W X D			
FR-AV84X22X24BK	FR-AV84X22X30BK	FR-AV84X22X36BK	FR-AV84X22X42BK
USE SWE730-1 (tapped) or SWE730-CN-1 (CAGE NUT)			

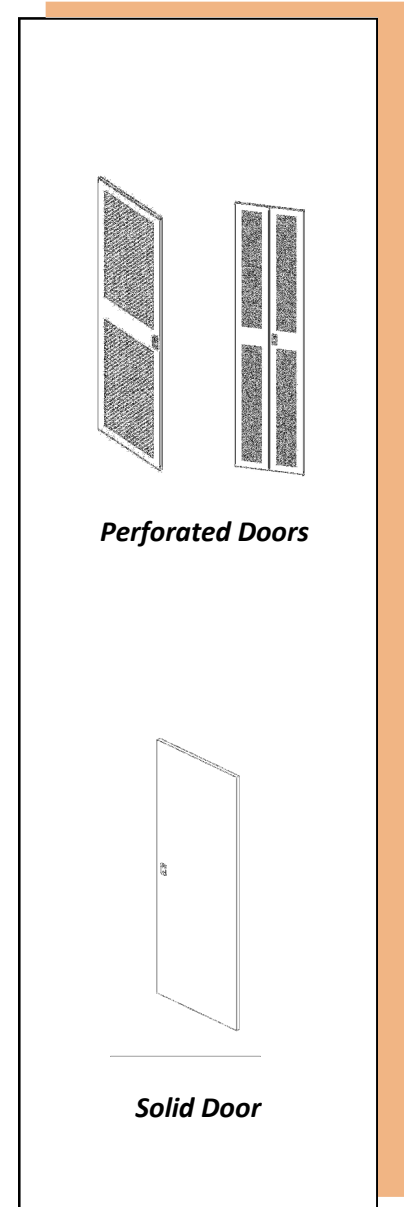


AV SERIES COMPONENTS cont'd

Doors:

- Flush mount doors are field reversible without tools, right to left hand swing
- carbon steel all welded construction for strength
- All AV doors are equipped with key locks
- Optional Perforated, Split , Plexiglas, Vented or Solid versions
- Black powder coat finish

48" H Frame	72"H Frame	78"H Frame	84"H Frame
Perforated:			
DPRF-AV42X20BK	DPRF-AV66X20BK	DPRF-AV72X20BK	DPRF-AV78X20BK
Split Perforated:			
DPRF-AV42X20-2BK	DPRF-AV66X20-2BK	DPRF-AV72X20-2BK	DPRF-AV78X20-2BK
Plexiglas:			
DPLX-AV42X20BK	DPLX-AV66X20BK	DPLX-AV72X20BK	DPLX-AV78X20BK
Solid:			
DSTL-AV42X20BK	DSTL-AV66X20BK	DSTL-AV72X20BK	DSTL-AV78X20BK
Vented:			
DSTLV-AV42X20BK	DSTLV-AV66X20BK	DSTLV-A72X20BK	DSTLV-A78X20BK





AV SERIES CABINET COMPONENTS cont'd

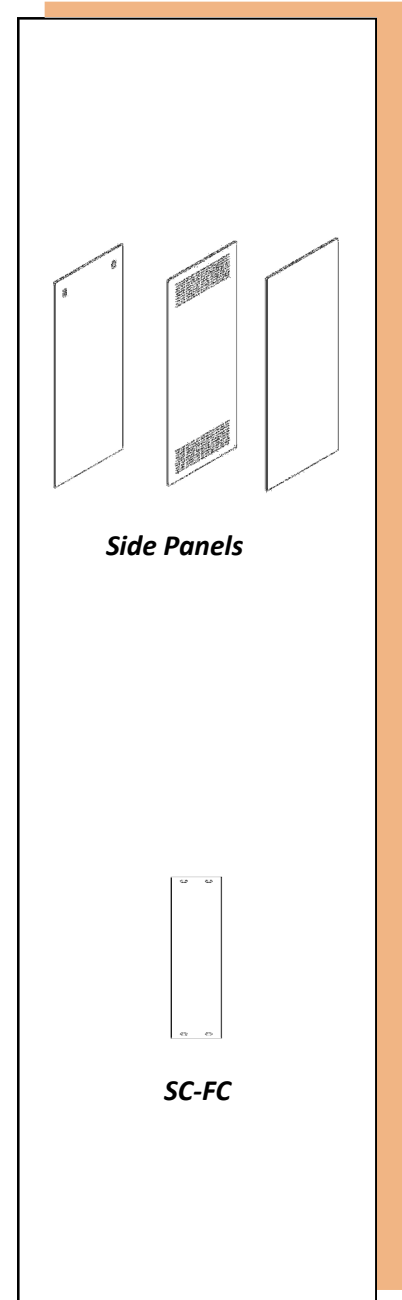
Side Panels:

- Flush mount side panels secured from inside for optimum security
- Constructed from carbon steel
- Optional Quick Release locking latches available
- Optional solid or vented versions
- Black powder coat finish

24"D Frame	30"D Frame	36"D Frame	42"D Frame
48"H (23U)			
SP-A42X22BK	SP-A42X28BK	SP-A42X34BK	SP-A42X40BK
72"H (37U)			
SP-A66X22BK	SP-A66X28BK	SP-A66X34BK	SP-A66X40BK
78"H (42U)			
SP-A72X22BK	SP-A72X28BK	SP-A72X34BK	SP-A78X40BK
84"H (44U)			
SP-A78X22BK	SP-A78X28BK	SP-A78X34BK	SP-A78X40BK

Frame Couplers: SC-FC

- Top mount frame couplers install easily to factory pre-drilled frames
- Flat plate 2"W x 18" long enables (2) SC Series frames of the same height and depth to be bayed together
- Enables bayed units to be centered on raised floor tiles (no space between frames)
- Includes installation hardware
- Black (BLK) powder coat finish

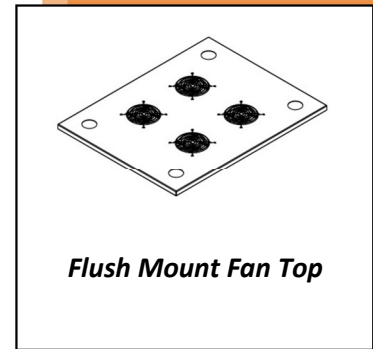




AV SERIES CABINET COMPONENTS cont'd

Tops:

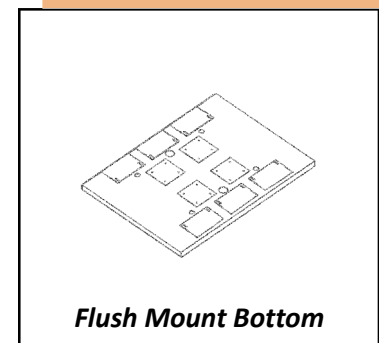
- Flush mount tops available in 3 styles for 22" wide frames
 - Top with Fan Holes
 - Solid
 - Perforated
- Fan tops have (4) fan holes for 30"D, 36"D , and 42"D
- Fan tops for 24"D cabinets have (2) fan holes
- Fan holes have easily removable covers when fans not required
- Solid and Fan Tops have cable entry knockouts in each corner



24" Deep	30" Deep	36" Deep	42" Deep
Fan Top:			
FMT-AV20X16-FHBK	FMT-AV20X22-FHBK	FMT-AV20x28-FHBK	FMT-AV20X34-FHBK
Solid Top:			
FMT-AV20X16BK	FMT-A20X22BK	FMT-AV20X28BK	FMT-AV20X34BK
Perforated Top:			
FMT-AV20X16-PRFBK	FMT-AV20X22-PRFBK	FMT-AV20X28-PRFBK	FMT-AV20X34-PRFBK

Bottoms:

- Available for 22" width and in 4 depths
- Prevents airflow from entering the bottom of the cabinet
- 24"D versions have (2) covered fan holes, deeper versions have (4) covered fan holes (part # 1915K23 if filter is required for fan hole)
- Includes cable entry holes with covers



24" Deep	30" Deep	36" Deep	42" Deep
FMB-AV22X24-FHBK	FMB-AV22X30-FHBK	FMB-AV22x36-FHBK	FMB-AV22X42-FHBK



AV SERIES CABINET COMPONENTS cont'd

Horizontal Lacing Bars:

- Steel construction with multiple cable tie slots
- Available in straight bar, 2" 4" and 6" offsets
- Sold in packages of (10)
- Black powder coat finish

Part #	Description
SWE-LB	Horizontal Lacing Bar - straight
SWE-LB2	Horizontal Lacing Bar – 2" offset
SWE-LB4	Horizontal Lacing Bar – 4" offset
SWE-LB6	Horizontal Lacing Bar – 6" offset
SWE-RLB1.5	Round Horizontal Lacing Bar – 1.5" offset
<i>Note: Sold in packs of (10) only</i>	

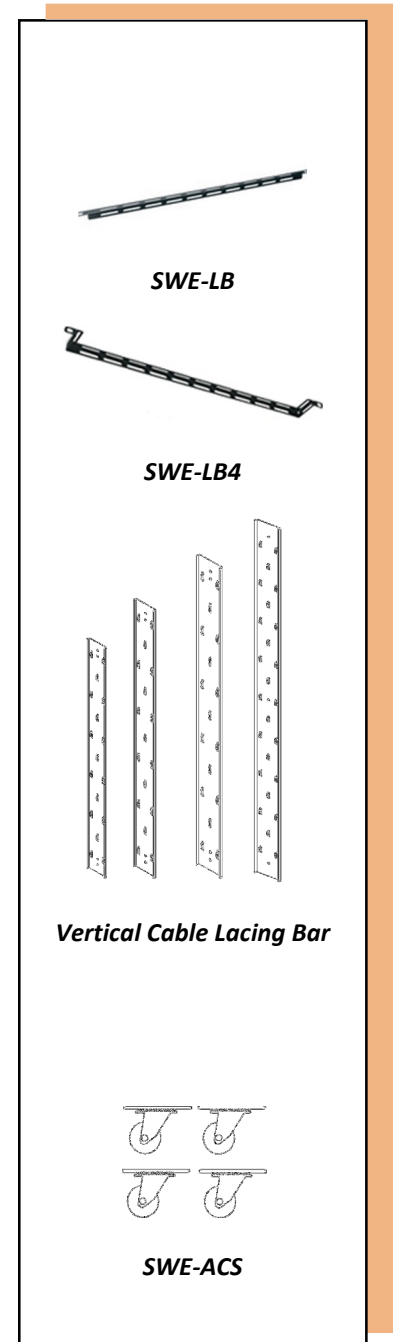
Vertical Cable Lacing Bar

- Neatly organizes cable bundles with slots provided for Velcro or other cable straps
- Creates quick cable management solutions for any SWDP cabinet series
- Available in 4 heights, 3.5" wide
- Formed 16 gauge steel construction
- Black Powder Coat finish

Part #	Description
SWE751BLK	Vertical Cable Lacing Bar – 3.5" W x 77"H (44U)
SWE752BLK	Vertical Cable Lacing Bar – 3.5"W x 40.25"H (23U)
SWE753BLK	Vertical Cable Lacing Bar – 3.5"W x 64.74"H (37U)
SWE754BLK	Vertical Cable Lacing Bar – 3.5"W x 73.5"H (42U)

Castors: SWE-ACS

- Heavy duty roller bearing construction rated for 1000 lbs. per set
- Mounts to any SC Series frame
- Full swivel





AV SERIES CABINET COMPONENTS cont'd

Power Strips: SWE705 Series

- Breaker protected, UL Listed
- Metal construction for durability

15 AMP	Description
SWE705-10TL	(10) 15 AMP outlets, 48"L, 15' cord, Twist Lock Plug
SWE705-16	(16) outlets, 48"L, 15' cord
SWE705-24-15A	(24) outlets, 70" long, 15' cord
SWE705-8	(8) outlets, 44" long, 15' cord
SWE705-RM	RACK MOUNT, (8) outlet, 15' cord
20 AMP	
SWE705-10-15TL	(10) outlets, 15" cord, L5P20 Twist Lock Plug, 48"L
SWE705-10-20A	(14) outlets, 15' cord, 20A plug, 48"L
SWE705-10-20ATL	(14) outlets, 15' cord, L5P20 Twist Lock Plug, 48"L
SWE705-24-20A	(24) outlets, 15' cord, 20A plug, 70"L
SWE705-24-20ATL	(24) outlets, 15' cord, L5P20 Twist Lock plug, 70"L
SWE705-20R-RM	RACK MOUNT, (8) outlet, 15 ft. cord

Fans: SWE706 Series

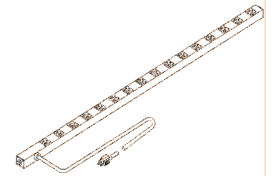
- Can be mounted in any SWDP fan top or wall mount cabinet with fan holes
- Sealed bearings, (2) finger guards included

Part #	Description
SWE706-2	(2) 110 CFM Axial Fans w/6' cord, 115V
SWE706-4	(4) 110 CFM Axial Fans w/6' cord, 115V
SWE706	110 CFM Axial Fan w/6' cord, 115V

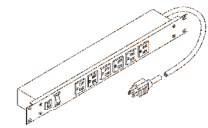
PDU Vertical Mounting Bracket

- Available in 3 heights
- Full length bracket attaches to cabinet frame to provide options for mounting Vertical power distribution units
- Provides tie points for power cords

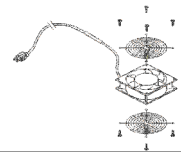
Part #	Description
SC-PDUBK-45U	PDU Vertical Mounting Bracket 77"
SC-PDUBK-42U	PDU Vertical Mounting Bracket 73.5"
SC-PDUBK-37U	PDU Vertical Mounting Bracket 64.75"



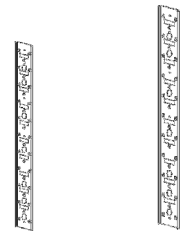
Vertical Mount Power Strip



Rack Mount Power Strip



SWE706



PDU Mounting Brackets