



CABLE RUNWAY ACCESSORIES

Radius Drop / Stringer Drop

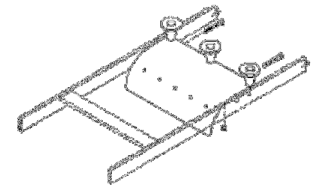
- Provides 3” bend radius
- Radius drop fits 6”, 12” and 18” runway made from 1-1/2” x 3/8” tubing
- Steel construction
- Includes (3) cable spools, (1) bolt, (1) hex nut
- Choice of colors: *Color Code* = “x” Black (BLK) or ASA 61 Gray (G)

Part #	For Use With:
SWE2100-6x	Radius Drop – fits 6” Runway
SWE2100-12x	Radius Drop – fits 12” Runway
SWE2100-18x	Radius Drop – fits 18” Runway
SWE2101x	Stringer – fits 1-1/2”x3/8” tubular or solid runway

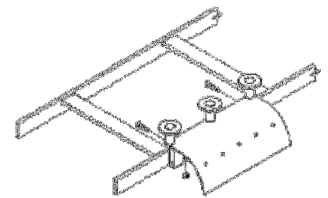
Rack to Runway Mounting Plate *SWE2595*

- Provides secure connection of cable runway to top of equipment rack
- Mounts either parallel or perpendicular to rack
- Constructed from heavy duty cold rolled steel plate
- Includes “J” bolts, hex nuts and split washers
- Adapts to 6”, 12”, 18” and 24” cable runway
- Choice of colors: *Color Code* = “x” Black (BLK) or ASA 61 Gray (G)

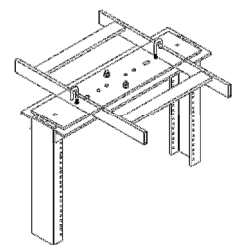
Part #	For Use With:
SWE2595-12x	Accommodates 6” and 12” runway
SWE2595-18x	Accommodates 18” runway
SWE2595-24x	Accommodates 24” runway



SWE2100



SWE2101



SWE2595



CABLE RUNWAY ACCESSORIES cont'd

Runway Support Bracket

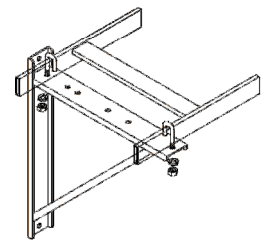
- Formed welded steel construction
- Accommodates 6", 12", 18" and 24" runway
- Kit includes (2) "J" Bolts, (2) hex nuts and (2) split washers
- Choice of colors: *Color Code* = "x" Black (BLK) or ASA 61 Gray (G)

Part #	For Use With:
SWE2312-12x	Supports 6" and 12" wide runway
SWE2312-18x	Supports 18" wide runway
SWE2312-24x	Supports 24" wide runway

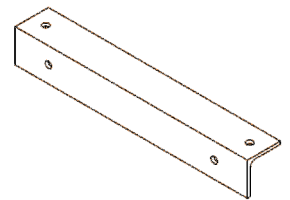
Wall Angle Support

- Provides wall mounted angle for end of runway support
- Constructed from 2"x2"x3/16" steel angle
- Pre-punched and cut to mate specific widths of tubular or solid runway
- Kit includes (2) "J" bolts, (2) hex nuts and (2) split washers
- Choice of colors: *Color Code* = "x" Black (BLK) or ASA 61 Gray (G)

Part #	For Use With:
SWE2421-12x	Supports 6" and 12" wide runway
SWE2421-18x	Supports 18" wide runway
SWE2421-24x	Supports 24" wide runway



SWE2312



SWE2421



ACCESSORIES CABLE RUNWAY cont'd

Cable Runway Grounding Kit SWE2061

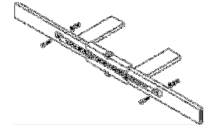
- Provides grounding across cable runway splice
- Installation requires drilling
- Kit includes (2) each #12-24 screws, hex nuts, split washers and (1) 8" copper braid ground strap
- Available in bags of (25) – **SWE2061-25**

Butt Splice Kit SWE2301

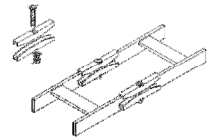
- Provides all pieces necessary to butt-splice 1-1/2" x 3/8" cable runway
- Usable on tubular or solid type runway
- Steel construction
- Gold Zinc Plated (GZ) or Black Anodized (BLK) finish
- Kit contains (4) splice plates, (2) each 3/8"-16 bolts, hex nuts and split washers

Heavy Duty Butt Splice Kit SWE2299

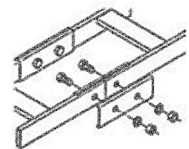
- Butts two pieces of cable runway together when heavier cable runs are required
- Bolt through feature for earthquake prone areas (drilling required)
- Kit contains (4) splice plates, (4) each 3/8"-16 x1-1/4" hex cap screws, (4) hex nuts and split washers



SWE2061



SWE2301



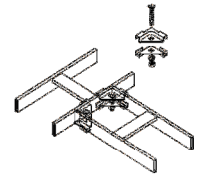
SWE2299



ACCESSORIES CABLE RUNWAY cont'd

Junction Splice Kit *SWE2302*

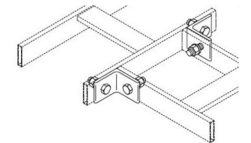
- Used to make 90 degree splice with 1-1/2" x 3/8" type cable runway
- Usable on tubular or solid type runway
- Steel construction
- Gold Zinc Plated (GZ) or Black Anodized (BLK) finish
- Kit contains (4) splice plates, (2) each 3/8"-16 bolts, hex nuts and split washers



SWE2302

Heavy Duty Junction Splice Kit *SWE2298*

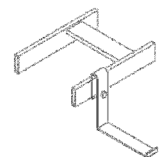
- Used to make 90 degree splice with 1-1/2" x 3/8" type cable runway for Vertical cable runs or for earthquake prone areas
- Bolt through feature (drilling required)
- Gold Zinc Plated (GZ) or Black Anodized (BLK) finish
- Kit contains (2) splice angles, (4) each 3/8"x1-1/4" hex cap screws, (4) each hex nuts and split washers



SWE2298

L Brackets for Cable Runway *SWE2268*

- Provides separate track to run power or other cables that need to be separated from main run
- Mounts to any 1-1/2" x 3/8" tubular or solid runway
- Formed steel construction
- Gold Zinc Plated (GZ) or Black Anodized (BLK) finish
- Sold individually



SWE2268



CABLE RUNWAY ACCESSORIES cont'd

J-Bolt Kit SWE2308

- Used to attach cable runway to wall angle or wall support brackets
- Usable on tubular or solid type cable runway
- Steel construction
- Gold Zinc plated (GZ) or Black Anodized (BLK) finish
- Kit includes (2) each 5/16"-18x2-1/4" J-bolts, hex nuts and split washers

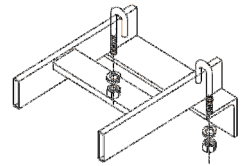
Cable Runway Foot Kit SWE2309

- Used to attach runway to floor or wall
- Usable on tubular or solid type cable runway
- Formed solid steel bar construction
- Gold Zinc (GZ) plated
- Kit includes (2) cable runway feet, (4) splice plates, (2) each 3/8"-16x2-1/2" bolts, hex nuts and split washers

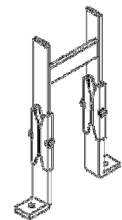
Cable Runway Ceiling Kit SWE2310

- Used to suspend cable runway from ceiling
- Complete with threaded rods
- Kit includes (1) each ceiling support bracket, 3/8"-11x6' threaded rod, runway support bracket and (4) 5/8"-11 hex nuts
- Note: Brackets can be purchased separately:
Lower Ceiling Bracket: **part # 401155**
Ceiling Support Bracket: **part # 401157**
- Gold Zinc (GZ) plated

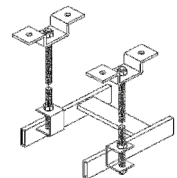
Note: When ordering indicate color code after part number: e.g. SWE2310GZ



SWE2308



SWE2309



SWE2310



CABLE RUNWAY ACCESSORIES cont'd

45 Degree Splice Kit SWE2313

- Used to make a butt splice at a 45° angle on any 1-1/2" x 3/8" tubular or solid type cable runway
- Formed steel construction
- Gold Zinc (GZ) plated
- Kit includes: (2) each 45° Outside Clamps, Inside Clamps, 3/8"-16 x 2 bolts, hex nuts and split washers

90 Degree Splice Kit SWE2314

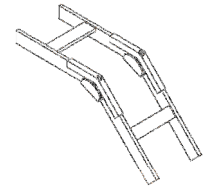
- Used to make a butt splice at a 90° angle on any 1-1/2" x 3/8" tubular or solid type cable runway
- Formed steel construction
- Gold Zinc (GZ) plated
- Kit includes: (2) each 90° Outside Clamps, Inside Clamps, 3/8"-16 x 2 bolts, hex nuts and split washers

Cable Runway Elevation Kit SWE2506-6

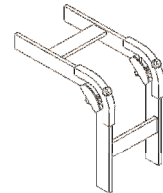
- Provides Cable Runway support above cabinets or racks
- Adjustable from 2" to 6"
- Elevation Kit includes (2) pr. brackets and hardware
- Open equipment racks require (1) kit for installation – in conjunction with rack-to-runway mounting plate (SWE2595 – sold separately)
- Cabinet installation requires (2) Elevation Kits – attach directly to top of cabinet
- Black (BLK) or Gray (G) powder coat finish

Vertical Wall Brackets SWE2608

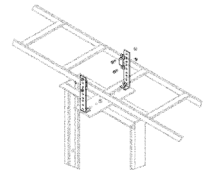
- Used to secure 1-1/2" x 3/8" tubular or solid type cable runway to wall
- Formed steel construction
- Gold Zinc (GZ) plated
- Kit includes (2) brackets



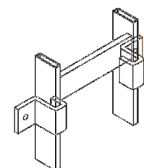
SWE2313



SWE2314



SWE2506-6



SWE2608



CABLE RUNWAY ACCESSORIES cont'd

Adjustable Splice Kit *SWE2616*

- Used to make any degree of angle splice with 1-1/2" x 3/8" tubular or solid type cable runway
- Formed steel construction
- Gold Zinc (GZ) plated
- Kit includes (4) adjustable corner clamps and (2) each 3/8"-16x2" bolts, hex nuts and split washers

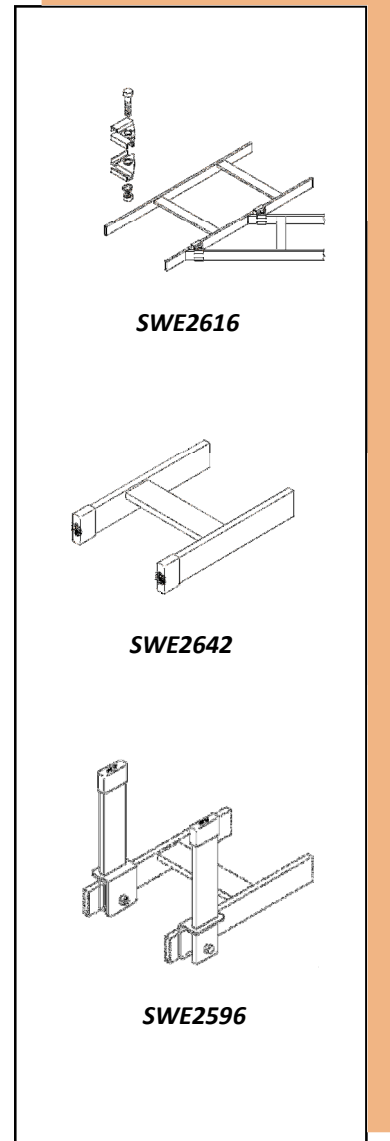
Cable Runway End Caps *SWE2642*

- Protects and covers ends of runway
- Reduces cable damage and personal injury
- Made from black molded rubber
- Fits all 1-1/2" x 3/8" cable runway
- Sold in pairs

Cable Retaining Post *SWE2596*

- Provides additional cable depth to existing 1-1/2" cable runway
- Mounts to cable runway side stringers
- 1-1/2" x 3/8" tubing construction
- Includes end cap and mounting hardware
- Sold individually
- Choice of colors: *Color Code = "x"* Black (BLK) or ASA 61 Gray (G)

Part #	Description
SWE2596x	Cable Retaining Post 6"
SWE2596-8x	Cable Retaining Post 8"
SWE2596-10x	Cable Retaining Post 10"





CABLE RUNWAY ACCESSORIES cont'd

Cable Runway Tray

- For use with cable runway (SWE2250-XX) for continuous cable support
- Formed Aluminum construction
- Choice of colors: *Color Code = "x"* Black (BLK) or ASA 61 Gray (G)

Part #	Description
SWE2251-12x	9' 11-1/2" L x 12" W
SWE2251-18x	9' 11-1/2" L x 18" W
SWE2251-24x	9' 11-1/2" L x 24" W

Cable Runway Divider *SWE2392*


- For use on cable runway cross members to better organize cables
- Can be used with 3/8"x1-1/2"x.065" rectangular steel tubing (standard SWE2250 or SWE2251 series)
- Includes hardware for easy installation
- Sold in kits of (5) or (25)

Part #	Description
SWE2392-5	Runway Divider, pack of (5)
SWE2392-25	Runway Divider, pack of (25)

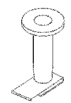
Cable Runway Corner Bracket *SWE2959*

- Manufactured from 3/8"x1-1/2"x.065" rectangular steel tubing
- Creates radius for "L" or "T" shape connections
- Brackets and hardware included
- Choice of colors: *Color Code = "x"* Black (BLK) or ASA 61 Gray (G)

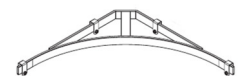
Part #	Description
SWE2959-15x	Cable Runway Corner Bracket, 15"
SWE2959-24x	Cable Runway Corner Bracket, 24"



SWE2251 Series



SWE2392



SWE2959



SWDP[®]

SOUTHWEST DATA PRODUCTS

A division of Innovative Metal Industries

CABLE RUNWAY ACCESSORIES cont'd

Ladder Mounted IDF Cabinet

- 19" Rack Mount enclosure available in two heights
- Easily installs on stringers below 12" or 18" cable runway
- Solid steel front and rear doors can be hinged from top or bottom – field reversible, locking
- Includes (1) pr. mounting rails – fully adjustable front to rear
- (2) 3" diameter holes (with plugs) on both sides of cabinet for cable entry
- Includes (4) J-Bolts for installation
- 16 gauge steel construction
- Choice of colors: *Color Code* = "x" Black (BLK) or ASA 61 Gray (G)

Part #	Description
SWE2255-2Ux	23"W x 24"D x 7"H
SWE2255-4Ux	23"W x 24"D x 10"H

